



2024

2025-013

2025 04

2024

)

(

10

4

144,644,007

0

10

0

..... 2

			300916

ODM

2

3

6-12

4

U

5

2024

15.92

54.70 %

1.54

42.12%

1.39

56.59%

1

101,670.89

88.17%

70,130.63

211.19%

20,255.13

2.57%

10,341.27

16.33% 2024

55,528.87

17.58%

35,916.28

5.02%

10,129.28

18.20%

9,483.31

1,375.03%

2023

2

6,833.01

28.89%

2024

4.29%

2024

29.71%

2

117

25

7

23

75

17

61

85

8

3

PQ/PR
94

2024 6
Layout

Simplehuman

1**2****1**

	2024		2023		
	1,591,940,799.94	100%	1,029,037,049.39	100%	54.70%
	1,591,940,799.94	100.00%	1,029,037,049.39	100.00%	54.70%

	1,591,940,799.94	1,320,059,660.05	17.08%	54.70%	54.68%	0.01%
	202,551,289.45	152,408,592.06	24.76%	-2.57%	-6.75%	3.38%
	701,306,256.18	615,342,836.55	12.26%	211.19%	205.32%	1.69%
	359,162,829.11	314,811,691.86	12.35%	5.02%	6.68%	-1.36%
	101,292,808.23	71,468,579.06	29.44%	-18.20%	-28.07%	9.69%
	1,119,005,757.98	940,198,651.88	15.98%	87.65%	86.72%	0.42%
	472,935,041.96	379,861,008.17	19.68%	9.30%	8.57%	0.54%
	1,591,940,799.94	1,320,059,660.05	17.08%	54.70%	54.68%	0.01%

1		41,084,376.58	3.52%
2		38,264,432.03	3.28%
3		35,324,296.44	3.02%
4		33,232,388.45	2.85%
5	5	32,060,069.71	2.75%
	--	179,965,563.21	15.42%

3

	2024	2023		
	16,945,431.14	12,116,659.25	39.85%	
	37,990,793.15	29,946,483.29	26.86%	
	-31,133,450.45	-22,945,758.64	-35.68%	
	68,330,080.51	53,012,359.16	28.89%	

4

	GPIO MCU		GPIO PORT MCU	

	MCU			
			SVPWM	
BMS-	BMS BMS MCU		BMS	BMS

1.	337,482,81 6.45	7,550,784.7 0			1,748,000,0 00.00	1,719,580,1 77.74		370,970,60 6.96
2.								

2

3

4

1

2

1


	0	0	106.94	0	55,215.78	55,215.78	0	0.00%
	0	0	-102.9	0	7,141.6	7,141.6	0	0.00%
	0	0	4.04	0	62,357.38	62,357.38	0	0.00%
	<p>37 22 39 24</p>							
	<p>4.04</p>							

2

5

1


2





2024 6 18 2024
2024 6 1

2024-033



2000	43,550,194. 76	25,499,468. 85	61,990,218. 87	2,255,948.1 7	2,170,200.0 3
------	-------------------	-------------------	-------------------	------------------	------------------

(
,
)

--	--	--	--	--	--	--	--	--

()		

Longtech

2025

2025

1

2

3

4 QCD

QCD

5

6

7

1

2

65.81% 57.63% 68.02%

3

1

4

5

6

7

2024 04 16				2023 2024		2024 4 16

2

2

7

3

2

2

3

1

--	--	--	--	--	--	--	--	--	--	--	--	--

					2016	2025						
					11	12						
		54			22	04						

2024 1 1

2024 1 2

<http://www.cninfo.com.cn>

2024-001

2024 11 29

2024 11 29

<http://www.cninfo.com.cn>

1976 11
2002 7 2005 7

1999 7

2

1983 7

SQE

PMC

1979 1

1978 11

3

			2015 12 01		

, 2021 09 27

		54			59.83	
		41			88.37	
		45			64.82	
		41			59.62	
		56			6	
		56			6	
		49			6	
		42			19.86	
		46			43.72	
		47			0	
		52			43.52	
		31			49.59	
	--	--	--	--	447.33	--

1

	2024 01 09	2024 01 09	www.cninfo.com.cn	2024-002
	2024 01 28	2024 01 29	www.cninfo.com.cn	2024-007
	2024 03 20	2024 03 22	www.cninfo.com.cn	2024-011
	2024 04 10	2024 04 12	www.cninfo.com.cn	2024-022
	2024 05 30	2024 06 01	www.cninfo.com.cn	2024-030
	2024 06 27	2024 06 28		

			www.cninfo.com.cn 2024- 035
--	--	--	-----------------------------------

2024 08 14

2024 08 16

www.cninfo.com.cn

			2024 01 09	1 2023 2 2023 3 2024 4 2024 5			
		6	2024 03 20	1 <2023 > 2 <2023 > 3 2023 4 <2023 > 5 <2023 > 6 <2023 > 7 2024 8 < > 9 2023 10			
			2024				

			04 10	1	2024			
				2	2024			
				3	<2024			
					>			

2024

				2 2024			
			2024 05 30	1			
			2024 09 18	1			
		3	2024 03 20	1 2023			
			2024 04 10	1			
			2024 12 20	1 2			

1



5

2025

4

	1,155,742
	24,414,058.95

	2023		2024	2023
144,644,007	10	3	4	23
			2023	43,393,202.10

10	0
10	4
10	0
	144,644,007
	57,857,602.80

20				
2025	4	23		2024
			144,644,007	10
4		57,857,602.80		2024
				3

1

2022			2022	
	2022			
2024	3	20		2022
	138.06		111.231	26.829
3	22	2022		2024
		2024-018		

1



2

2022

1

	3	3
		1

SMT





[2003]2


1 / /
/ /

1 / /
/ /


2 / / /
/ / /

|- (£/œ 0 ^B*+§ f ï

/ /
3 / /
/ /



2
3
4
5



/
/
/

/
/

1

12

2

3

2

1%

4.5

2024 3 14
99%

	88
	8
	2 1

2

3

4

5

6

7

1

1

2

3

1		3 ³ 2-6		9,900	2020.06.01- 2025.05.31	
2		D2		17,001	2023.01.01- 2027.09.30	
3		52 G B		11,624	2022.04.01- 2025.03.31	

2

4

1

	54,117,366	37.41%	0	0	0	-1,811,250	-1,811,250	52,306,116	36.16%

10				
10				85%
10	10		10	10
5	1	0	2	942,138
	942,138			
	2	2,400		
	561,600	564,000		

5%

10

10

10

10

/

10

10

10

10

2

3

10			

4

80%

5

10%

6

	2025 04 23
	2025 441A014672

2024

2024 12 31

2024 12

31

2024

4

5

6

7

11 6

4

1

2024 12 31

4.3* nBT/F1 9 Tf1 0 0 1 301.39 618.7 Tm0 g0 G[<02

1

2

3

4

5

6

1

2024 12 31

	783,293,956.83	722,791,784.70
	370,970,606.96	337,482,816.45
	54,657,098.03	20,119,778.53

	405,187,749.61	419,159,560.81
	2,444,756.37	
	2,797,875.29	5,131,708.05
	8,607,434.90	6,158,060.33
	107,201,023.80	113,199,731.93
	7,790,139.48	21,816,945.86
	1,742,950,641.27	1,645,860,386.66

	534,696,885.28	534,696,885.28
	8,120,417.09	13,602,465.28
	70,319,552.94	57,327,412.89

	10,001,939.82	9,454,893.97
	6,063,055.92	3,121,307.37
	964,975.37	3,850,447.54
	6,305,936.33	4,414,921.46
	392,743.35	530,207.27
	197,258,825.86	183,737,730.74
	1,833,287,426.75	1,732,127,847.08
	3,552,256.83	160,165,166.67
	151,570,634.84	54,382,885.78
	359,991,732.04	340,929,181.79
	4,648,965.68	6,338,953.08
	18,048,453.21	14,146,538.54
	5,240,626.68	7,181,632.08

	12,680,836.64	9,761,478.95
	622,855,681.79	605,233,901.83
	144,644,007.00	144,644,007.00
	534,696,885.28	534,696,885.28
	5,379,038.31	8,369,436.99
	70,319,552.94	57,327,412.89
	455,392,261.43	381,856,203.09
	1,210,431,744.96	1,126,893,945.25

-		
	5,484,603.33	2,882,422.73
-	-12,773,787.29	-4,278,090.51
-	-9,870,523.26	-7,254,044.68
-	278,433.11	1,057,890.40
	171,564,960.28	113,524,695.12
	1,550,967.45	1,091,506.28

	152,209,804.93	119,004,158.04
	152,436,941.43	120,606,457.86
	-227,136.50	-1,602,299.82
	1.07	0.75
	1.07	0.75
	0.00	0.00

4


	2024	2023
	1,598,082,147.30	1,040,239,271.71
	1,389,438,537.90	895,617,991.22

	13,768,549.36	7,827,916.70
	126,931,001.81	94,249,128.89
	126,931,001.81	94,249,128.89
		8,369,436.99
		8,369,436.99
1.		
2.		
3.		8,369,436.99
4.		
5.		

	1,266,841,683.93	781,975,835.09
	210,793,764.86	164,252,076.26
	46,386,036.37	24,591,884.52
	35,398,556.71	27,046,319.43
	1,559,420,041.87	997,866,115.30
	220,534,824.13	122,310,832.10
	1,729,062,061.65	2,049,460,000.00
	11,797,249.74	9,813,494.14
	209,396.69	843,920.04
	1,741,068,708.08	2,060,117,414.18
	42,237,431.81	20,579,919.73
	1,756,983,874.00	2,151,460,000.00
	1,799,221,305.81	2,172,039,919.73
	-58,152,597.73	-111,922,505.55
		8,158,007.49
	138,552,256.83	160,000,000.00
	138,552,256.83	168,158,007.49
	200,000,000.00	0.00
	46,100,748.70	52,364,633.35
	12,091,692.42	14,690,277.70
	258,192,441.12	67,054,911.05
	-119,640,184.29	101,103,096.44
	10,009,037.99	7,750,950.97
	52,751,080.10	119,242,373.96
	722,197,748.09	602,955,374.13
	774,948,828.19	722,197,748.09

6

	2024	2023
	1,461,081,797.92	1,009,272,874.20
	36,708,428.34	35,317,574.26
	33,380,421.47	51,771,396.90
	1,531,170,647.73	1,096,361,845.36
	1,230 G[(11 0 0 1 0	



	95,8				570,		47,9		427,		1,14		1,14
	05,0				933,	1,50	02,5		255,		3,40	2,23	5,63
	00,0				385,	3,82	00,0		304,		0,01	1,74	1,75
	0				79	6,68	0		00		6,47	2,25	8,72

3					4,32 5,51 1.23								4,32 5,51 1.23		4,32 5,51 1.23
4					118, 987. 77								118, 987. 77		118, 987. 77
									9,42 4,91 2.89		- 57,3 27,4 12.8 9		- 47,9 02,5 00.0 0		- 47,9 02,5 00.0 0
1									9,42 4,91 2.89		- 9,42 4,91 2.89		0.00		0.00

2

2025 4 23

2

1

15

2023

2

@

2

1 1 12 31

3

12

4

5

	3,000,000
	5,000,000
	5,000,000

6

1

2

3

7

1

2

3

4

8

1

A

B

C

D

E

2

9

10

1

A

- 1
- 2

B

- 1
- 2

/

/

- 1
- 2
- 3
- 4
- 5

12

12

-
-

30

8

12

13

1

4

5

14

1

1

2

3

3

18

1

	50			
	5			

20

19

3

4

25

1

27

/

1

28

1

2

29

12

4

1

22

23

22

29

1

2

3

20

30

2

3 2024

1

		13%
		7% 5%
		25% 16.5% 17% 20%
		3%
		2%

	15.00%
	25.00%
	25.00%

1

	54,465.36	38,134.62
	775,314,362.83	722,159,613.47
	7,925,128.64	594,036.61
	783,293,956.83	722,791,784.70

5**1**

	2,444,756.37	
	2,444,756.37	

2**6**

--	--	--

2024 1 1				
			3,500,000.00	3,500,000.00
	19,766.33			19,766.33
2024 12 31	269,070.32		3,500,000.00	3,769,070.32

30

90

90

4

--	--	--	--	--

7

1



	9,518,245.14	4,879,227.80		5,349,274.63		9,048,198.31
	368,468.71	4,165,630.02		170,396.33		4,363,702.40
	221,316.33	630,310.89		157,704.43		693,922.79

-		0		7				
-		5,000,000.00						
	9,893,231.43	30,338,291.13		2,237,872.27	6,328,279.90			

-	2,990,398.68		1.1%
-	720,922.50		

--	--	--	--	--	--	--

2024 12 31

1.9786%

11

--	--	--	--	--	--	--	--	--	--	--

			8,983, 874.00		- 1,505, 568.56						7,478, 305.44	
--	--	--	------------------	--	-----------------------	--	--	--	--	--	------------------	--

1	4						5
2			47,079.65				47,079.65
3							
3.							

2

--	--	--	--	--	--

3

-	1,207,473.76	
	13,320,963.24	

14

	9,383,109.43	47,079.65
	9,383,109.43	47,079.65

1

	9,136,605.00		9,136,605.00			
	246,504.43		246,504.43	47,079.65		47,079.65
	9,383,109.43		9,383,109.43	47,079.65		47,079.65

2

3

15

1

1.	47,533,611.17	47,533,611.17
2.	11,571,739.06	11,571,739.06
1	11,571,739.06	11,571,739.06
3.	11,532,991.56	11,532,991.56
1	11,532,991.56	11,532,991.56
4.	47,572,358.67	47,572,358.67
1.	25,571,150.61	25,571,150.61
2.	11,018,708.43	11,018,708.43
1	11,018,708.43	11,018,708.43
3.	9,610,705.34	9,610,705.34
1		
1	9,610,705.34	9,610,705.34
4.	26,979,153.70	26,979,153.70
1.		
2.		
1		
3.		
1		
4.		
1.	20,593,204.97	20,593,204.97
2.	21,962,460.56	21,962,460.56

16

1

1.	778,946.43			7,548,898.80	8,327,845.23
2.				4,318,823.35	4,318,823.35
1				4,318,823.35	4,318,823.35
2					
3					
3.					
1					
4.	778,946.43			11,867,722.15	12,646,668.58
1.	108,722.17			4,372,563.51	4,481,285.68
2.	31,525.92			1,378,936.48	1,410,462.40
1	31,525.92			1,378,936.48	1,410,462.40
3.					
1					
4.	140,248.09			5,751,499.99	5,891,748.08
1.					
2.					
1					
3.					
1					
4.					
1.	638,698.34			6,116,222.16	6,754,920.50
2.	670,224.26			3,176,335.29	3,846,559.55

0.00%

	5,218,023.84	2,450,954.64	4,654,654.71		3,014,323.77
	133,383.02	56,500.00	134,285.57		55,597.45
	5,351,406.86	2,507,454.64	4,788,940.28		3,069,921.22

/

	9,443,943.45	5,449,871.58
	9,443,943.45	5,449,871.58

21

1

		60,082,666.67
		100,082,
	98,552,256.83	
	98,552,256.83	160,165,166.67

	7,114,980.90	6,686,253.88
	576,389.98	461,744.67
	3,127,820.44	308,733.57
	76,170.00	2,070.00
	10,895,361.32	7,458,802.12

25

	4,795,415.33	6,725,932.15
	4,795,415.33	6,725,932.15

1

--	--	--

--	--	--

26

1

	21,793,474.53	200,358,235.19	196,029,449.05	26,122,260.67
-		13,179,275.77	13,119,506.32	59,769.45
		1,644,809.49	1,644,809.49	
	21,793,474.53	215,182,320.45	210,793,764.86	26,182,030.12

2

1	21,793,474.53	181,169,278.78	176,840,492.64	26,122,260.67

5		126,644.85	126,644.85	
	21,793,474.53	200,358,235.19	196,029,449.05	26,122,260.67

3

1		12,626,982.53		
---	--	---------------	--	--

	118,987.77			118,987.77
	534,696,885.28			

10%

1.10%

36

	478,435,710.37	427,255,304.00
	478,435,710.37	427,255,304.00
	154,207,668.44	108,507,819.26
	12,693,100.18	9,424,912.89
	43,393,202.10	47,902,500.00
	3,412,281.31	
	579,969,357.84	478,435,710.37

1			0.00
2	0.00		
3	0.00		
4		0.00	
5	0.00		

37

	1,571,997,622.19	1,309,112,743.02	1,012,569,033.86	840,216,164.93
	19,943,177.75	10,946,917.03	16,468,015.53	13,202,220.20
	1,591,940,799.94	1,320,059,660.05	1,029,037,049.39	853,418,385.13

	1		2					
					1,591,940,799.94	1,320,059,660.05	1,591,940,799.94	1,320,059,660.05

					99.94	60.05	99.94	60.05
					1,119,005,7 57.98	940,198,65 1.88	1,119,005,7 57.98	940,198,65 1.88
					472,935,04 1.96	379,861,00 8.17	472,935,04 1.96	379,861,00 8.17
					1,591,940,7 99.94	1,320,059,6 60.05	1,591,940,7 99.94	1,320,059,6 60.05
					1,591,940,7 99.94	1,320,059,6 60.05	1,591,940,7 99.94	1,320,059,6 60.05
					1,591,940,7 99.94	1,320,059,6 60.05	1,591,940,7 99.94	1,320,059,6 60.05

--	--	--	--	--	--	--	--	--

274,667,140.03 2025 0.00 / 274,667,140.03
0.00 /

--	--	--	--	--	--	--	--	--

	2,937,926.00	1,789,852.38
	2,842,035.82	1,161,914.42
	1,529,688.97	1,714,403.70
	7,309,650.79	4,666,170.50

39

	20,545,928.89	14,269,107.63
	7,738,408.78	4,919,634.08
	4,263,939.72	6,402,649.51
		925,617.74
	1,765,078.29	1,097,496.72
	981,945.58	649,146.57
	1,016,171.91	465,982.22
	508,617.28	264,601.26
	1,170,702.70	952,247.56
	37,990,793.15	29,946,483.29

40

	9,857,765.74	5,650,882.81
	1,472,307.10	993,487.09
	855,965.00	834,465.06
	3,138,424.97	2,266,691.83
		311,201.75
	1,022,031.81	1,313,004.07
	521,156.67	580,764.71
	77,779.85	166,161.93
	16,945,431.14	12,116,659.25

41

	50,204,459.76	37,133,199.15
	10,146,568.00	7,007,713.34
		2,144,949.40

	5,015,686.06	3,875,533.72
	1,045,754.76	1,157,541.03
	1,019,511.35	1,004,426.45
	898,100.58	688,996.07
	68,330,080.51	53,012,359.16

46

	-312,221.29	6,748.15
	-8,981,332.33	-4,184,742.51
	-3,480,233.67	-100,096.15
	-	

	248,049.01	100,820.56	248,049.01
	201,000.00		201,000.00

	-191,236.03	-642,386.33
	-3,871,815.13	-35,481,935.21
	-29,683,860.44	-98,131,410.05
	55,905,292.03	101,577,296.07
		4,325,511.23
	220,534,824.13	122,310,832.10
2		

54

1

			594,484,715.13
	82,268,357.87	7.18840	591,377,863.71
	22,421.69	7.52570	168,738.91
	2,072,014.87	0.92604	

2

	30.00%	-227,136.50	0.00	402,305.93

2

1

2019						
2022	418,000.00		264,000.00		154,000.00	

1

47.27% 2023 59.05%
75.77% 2023 83.53%

24,561.72

19,931.11

	9,855.23			9,855.23
	5,494.61			5,494.61
	30,881.84			30,881.84
	1,089.54			1,089.54
	929.37			929.37
		1,234.33		1,234.33
	48,250.59	1,234.33		49,484.92

	16,173.59			16,173.59
	5,375.79			5,375.79
	31,034.01			31,034.01
	745.88			745.88
	1,105.75			1,105.75
		1,257.46		1,257.46
	54,435.02	1,257.46		55,692.48

	0.22		259.37	734.20
	421.20		75.74	
			26.70	
	1,506.22	905.64	73,196.47	56,340.02

10%
3,901.32

5,053.12

			370,970,606.96	370,970,606.96
			370,970,606.96	370,970,606.96
			9,893,231.43	9,893,231.43
			24,816,241.36	24,816,241.36
		2,444,756.37		2,444,756.37
		2,444,756.37	405,680,079.75	408,124,836.12

2

	370,970,606.96			0.75%-5.00%
	9,893,231.43			
	24,816,241.36			

1

		%		
		43.16	10.97	

2

	CFO
AIYAYA LIMITED	

		101,864.24	236,673.51
		28,482.29	211,572.39
			55,045.87

1

2024 12 31

2**1**

2024 12 31

2	3		510,251.03
3		510,251.03	192,657.99
3	4	510,251.03	192,657.99

4			845,574.02	845,574.02	100.00%	
5	510,251.03	510,251.03	510,251.03	510,251.03	100.00%	
6			406,990.19	406,990.19	100.00%	

7

--	--

--	--	--	--	--	--

5

	278,869,844.01		278,869,844.01	45.51%	
	53,774,503.92		53,774,503.92	8.78%	2,548,911.49
	30,018,656.56		30,018,656.56	4.90%	1,660,642.73
	27,036,976.09		27,036,976.09	4.41%	1,281,552.67
	17,313,425.30		17,313,425.30	2.83%	820,656.36
	407,013,405.88		407,013,405.88	66.43%	6,311,763.25

2

	47,601,236.57	238,006.20	47,363,230.37	17,150,127.96	9,332.24	17,140,795.72
	4,454,947.60	211,278.78	4,243,668.82	3,122,041.89	140,804.08	2,981,237.81
	52,056,184.17	449,284.98	51,606,899.19	20,272,169.85	150,136.32	20,122,033.53



1

2

--

	47,601,236.57	91.44	238,006.20	0.50	47,363,230.37
	4,454,947.60	8.56	211,278.78	4.74	4,243,668.82
	52,056,184.17	100.00	449,284.98	0.86	51,606,899.19

		(%)		



	613,226. 85	7.09%			613,226. 85	468,532. 41	12.40%			468,532. 41
	8,646,05 8.39	100.00%	196,512. 54	2.27%	8,449,54					

--	--	--	--	--	--	--	--	--

20,885,614.
04

20,885,614.
04


					51	83	51	83
					1,598,082,1 47.30	1,389,438,5 37.90	1,598,082,1 47.30	1,389,438,5 37.90
					1,120,613,6 60.02	970,240,04 4.33	1,120,613,6 60.02	970,240,04 4.33
					477,468,48 7.28	419,198,49 3.58	477,468,48 7.28	419,198,49 3.58

6

	7,317,903.65	7,522,523.82
	7,317,903.65	7,522,523.82

1

	30,384.10	
	4,218,054.87	



3

1